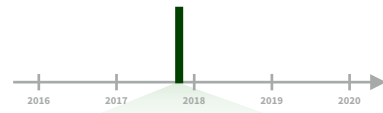


Dates and times with lubridate : : CHEAT SHEET



Date-times



2017-11-28 12:00:00

2017-11-28 12:00:00

A **date-time** is a point on the timeline, stored as the number of seconds since 1970-01-01 00:00:00 UTC

```
dt <- as_datetime(1511870400)
## "2017-11-28 12:00:00 UTC"
```

PARSE DATE-TIMES (Convert strings or numbers to date-times)

1. Identify the order of the year (**y**), month (**m**), day (**d**), hour (**h**), minute (**m**) and second (**s**) elements in your data.
2. Use the function below whose name replicates the order. Each accepts a tz argument to set the time zone, e.g. ymd(x, tz = "UTC").

2017-11-28T14:02:00 **ymd_hms()**, **ymd_hm()**, **ymd_h()**.
ymd_hms("2017-11-28T14:02:00")

2017-22-12 10:00:00 **ydm_hms()**, **ydm_hm()**, **ydm_h()**.
ydm_hms("2017-22-12 10:00:00")

11/28/2017 1:02:03 **mdy_hms()**, **mdy_hm()**, **mdy_h()**.
mdy_hms("11/28/2017 1:02:03")

1 Jan 2017 23:59:59 **dmy_hms()**, **dmy_hm()**, **dmy_h()**.
dmy_hms("1 Jan 2017 23:59:59")

20170131 **ymd()**, **ydm()**. ymd(20170131)

July 4th, 2000 **mdy()**, **myd()**. mdy("July 4th, 2000")

4th of July '99 **dmy()**, **dym()**. dmy("4th of July '99")

2001: Q3 **yq()** Q for quarter. yq("2001: Q3")

07-2020 **my()**, **ym()**. my("07-2020")

2:01 **hms::hms()** Also lubridate::**hms()**, **hm()** and **ms()**, which return periods.* hms::hms(sec = 0, min = 1, hours = 2, roll = FALSE)

2017.5 **date_decimal(decimal, tz = "UTC")**
date_decimal(2017.5)

now(tzone = "") Current time in tz (defaults to system tz). now()

today(tzone = "") Current date in a tz (defaults to system tz). today()

fast_strptime() Faster strptime.
fast_strptime("9/1/01", "%y/%m/%d")

parse_date_time() Easier strptime.
parse_date_time("9/1/01", "ymd")

2017-11-28 **A date** is a day stored as the number of days since 1970-01-01

```
d <- as_date(17498)
## "2017-11-28"
```

GET AND SET COMPONENTS

Use an accessor function to get a component.
Assign into an accessor function to change a component in place.

```
d ## "2017-11-28"
day(d) ## 28
day(d) <- 1
d ## "2017-11-01"
```

2018-01-31 11:59:59 **date(x)** Date component. date(dt)

2018-01-31 11:59:59 **year(x)** Year. year(dt)
isoyear(x) The ISO 8601 year.
epiyear(x) Epidemiological year.

2018-01-31 11:59:59 **month(x, label, abbr)** Month.
month(dt)

2018-01-31 11:59:59 **day(x)** Day of month. day(dt)
wday(x, label, abbr) Day of week.
qday(x) Day of quarter.

2018-01-31 11:59:59 **hour(x)** Hour. hour(dt)

2018-01-31 11:59:59 **minute(x)** Minutes. minute(dt)

2018-01-31 11:59:59 **second(x)** Seconds. second(dt)

2018-01-31 11:59:59 **UTC** **tz(x)** Time zone. tz(dt)

week(x) Week of the year. week(dt)
isoweek() ISO 8601 week.
epiweek() Epidemiological week.

quarter(x) Quarter. quarter(dt)

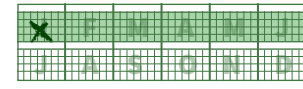
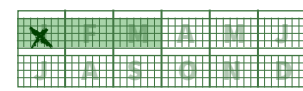
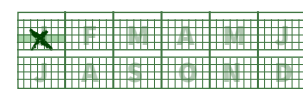
semester(x, with_year = FALSE) Semester. semester(dt)

am(x) Is it in the am? am(dt)
pm(x) Is it in the pm? pm(dt)

dst(x) Is it daylight savings? dst(d)

leap_year(x) Is it a leap year?
leap_year(d)

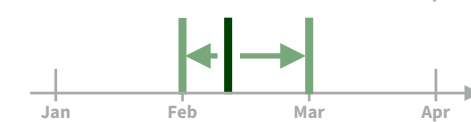
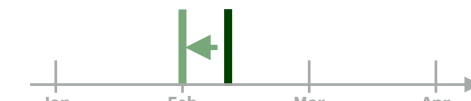
update(object, ..., simple = FALSE)
update(dt, mday = 2, hour = 1)



12:00:00 An **hms** is a **time** stored as the number of seconds since 00:00:00

```
t <- hms::as_hms(85)
## "00:01:25"
```

Round Date-times



floor_date(x, unit = "second")
Round down to nearest unit.
floor_date(dt, unit = "month")

round_date(x, unit = "second")
Round to nearest unit.
round_date(dt, unit = "month")

ceiling_date(x, unit = "second"),
change_on_boundary = NULL)
Round up to nearest unit.
ceiling_date(dt, unit = "month")

Valid units are second, minute, hour, day, week, month, bimonth, quarter, season, halfyear and year.

rollback(dates, roll_to_first = FALSE, preserve_hms = TRUE) Roll back to last day of previous month. Also **rollforward()**. rollback(dt)

Stamp Date-times

stamp() Derive a template from an example string and return a new function that will apply the template to date-times. Also **stamp_date()** and **stamp_time()**.

1. Derive a template, create a function
sf <- stamp("Created Sunday, Jan 17, 1999 3:34")
2. Apply the template to dates
sf(ymd("2010-04-05"))
[1] "Created Monday, Apr 05, 2010 00:00"

Tip: use a date with day > 12

Time Zones

R recognizes ~600 time zones. Each encodes the time zone, Daylight Savings Time, and historical calendar variations for an area. R assigns one time zone per vector.

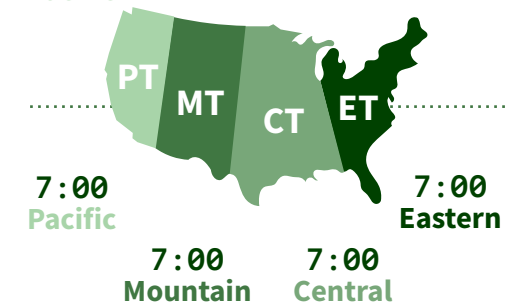
Use the **UTC** time zone to avoid Daylight Savings.

OlsonNames() Returns a list of valid time zone names. OlsonNames()

Sys.timezone() Gets current time zone.



with_tz(time, tzone = "") Get the **same date-time** in a new time zone (a new clock time). Also **local_time(dt, tz, units)**. with_tz(dt, "US/Pacific")



force_tz(time, tzone = "") Get the **same clock time** in a new time zone (a new date-time). Also **force_tzs()**. force_tz(dt, "US/Pacific")



Math with Date-times

— Lubridate provides three classes of timespans to facilitate math with dates and date-times.



Math with date-times relies on the **timeline**, which behaves inconsistently. Consider how the timeline behaves during:


A normal day

```
nor <- ymd_hms("2018-01-01 01:30:00",tz="US/Eastern")
```



The start of daylight savings (spring forward)

```
gap <- ymd_hms("2018-03-11 01:30:00",tz="US/Eastern")
```



The end of daylight savings (fall back)

```
lap <- ymd_hms("2018-11-04 00:30:00",tz="US/Eastern")
```



Leap years and leap seconds

```
leap <- ymd("2019-03-01")
```




Periods track changes in clock times, which ignore time line irregularities.

```
nor + minutes(90)
```



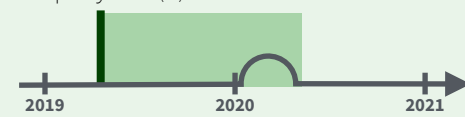
```
gap + minutes(90)
```



```
lap + minutes(90)
```

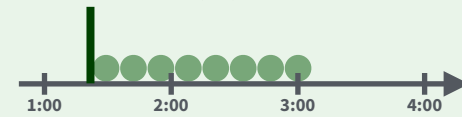


```
leap + years(1)
```



Durations track the passage of physical time, which deviates from clock time when irregularities occur.

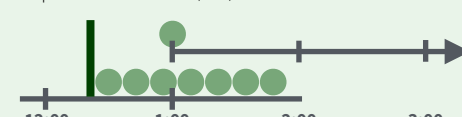
```
nor + dminutes(90)
```



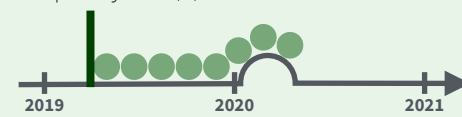
```
gap + dminutes(90)
```



```
lap + dminutes(90)
```

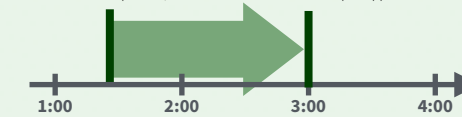


```
leap + dyears(1)
```



Intervals represent specific intervals of the timeline, bounded by start and end date-times.

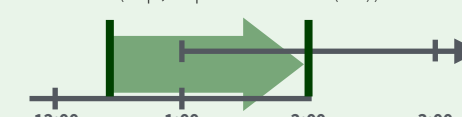
```
interval(nor, nor + minutes(90))
```



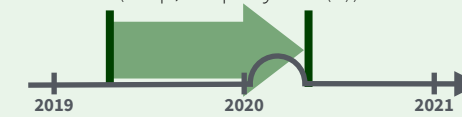
```
interval(gap, gap + minutes(90))
```



```
interval(lap, lap + minutes(90))
```



```
interval(leap, leap + years(1))
```



Not all years are 365 days due to **leap days**.

Not all minutes are 60 seconds due to **leap seconds**.

It is possible to create an imaginary date by adding **months**, e.g. February 31st

```
jan31 <- ymd(20180131)
jan31 + months(1)
## NA
```

%m+% and **%m-%** will roll imaginary dates to the last day of the previous month.

```
jan31 %m+% months(1)
## "2018-02-28"
```

add_with_rollback(e1, e2, roll_to_first = TRUE) will roll imaginary dates to the first day of the new month.

```
add_with_rollback(jan31, months(1),
roll_to_first = TRUE)
## "2018-03-01"
```

PERIODS

Add or subtract periods to model events that happen at specific clock times, like the NYSE opening bell.

Make a period with the name of a time unit **pluralized**, e.g.

```
p <- months(3) + days(12)
```

"3m 12d 0H 0M 0S"



- years(x = 1)** x years.
- months(x)** x months.
- weeks(x = 1)** x weeks.
- days(x = 1)** x days.
- hours(x = 1)** x hours.
- minutes(x = 1)** x minutes.
- seconds(x = 1)** x seconds.
- milliseconds(x = 1)** x milliseconds.
- microseconds(x = 1)** x microseconds.
- nanoseconds(x = 1)** x nanoseconds.
- picoseconds(x = 1)** x picoseconds.

period(num = NULL, units = "second", ...)
An automation friendly period constructor.
`period(5, unit = "years")`

as.period(x, unit) Coerce a timespan to a period, optionally in the specified units.
Also **is.period()**. `as.period(i)`

period_to_seconds(x) Convert a period to the "standard" number of seconds implied by the period. Also **seconds_to_period()**.
`period_to_seconds(p)`

DURATIONS

Add or subtract durations to model physical processes, like battery life. Durations are stored as seconds, the only time unit with a consistent length. **Diffimes** are a class of durations found in base R.

Make a duration with the name of a period prefixed with a **d**, e.g.

```
dd <- ddays(14)
```

"1209600s (~2 weeks)"



- dyears(x = 1)** 31536000x seconds.
- dmonths(x = 1)** 2629800x seconds.
- dweeks(x = 1)** 604800x seconds.
- ddays(x = 1)** 86400x seconds.
- dhours(x = 1)** 3600x seconds.
- dminutes(x = 1)** 60x seconds.
- dseconds(x = 1)** x seconds.
- dmilliseconds(x = 1)** $x \times 10^{-3}$ seconds.
- dmicroseconds(x = 1)** $x \times 10^{-6}$ seconds.
- dnanoseconds(x = 1)** $x \times 10^{-9}$ seconds.
- dpicoseconds(x = 1)** $x \times 10^{-12}$ seconds.

duration(num = NULL, units = "second", ...)
An automation friendly duration constructor. `duration(5, unit = "years")`

as.duration(x, ...) Coerce a timespan to a duration. Also **is.duration()**, **is.diffime()**.
`as.duration(i)`

make_diffime(x) Make diffime with the specified number of units.
`make_diffime(99999)`

INTERVALS

Divide an interval by a duration to determine its physical length, divide an interval by a period to determine its implied length in clock time.

Make an interval with **interval()** or **%--%**, e.g.

```
i <- interval(ymd("2017-01-01"), d)
j <- d %--% ymd("2017-12-31")
```

2017-01-01 UTC--2017-11-28 UTC
2017-11-28 UTC--2017-12-31 UTC



a %within% b Does interval or date-time *a* fall within interval *b*? `now() %within% i`



int_start(int) Access/set the start date-time of an interval. Also **int_end()**. `int_start(i) <- now(); int_start(i)`



int_aligns(int1, int2) Do two intervals share a boundary? Also **int_overlaps()**. `int_aligns(i, j)`



int_diff(times) Make the intervals that occur between the date-times in a vector.
`v <- c(dt, dt + 100, dt + 1000); int_diff(v)`



int_flip(int) Reverse the direction of an interval. Also **int_standardize()**. `int_flip(i)`



int_length(int) Length in seconds. `int_length(i)`



int_shift(int, by) Shifts an interval up or down the timeline by a timespan. `int_shift(i, days(-1))`

as.interval(x, start, ...) Coerce a timespan to an interval with the start date-time. Also **is.interval()**. `as.interval(days(1), start = now())`