

readxl (1)

INTRODUCTION TO IMPORTING DATA IN R




Filip Schouwenaars
Instructor, DataCamp

Microsoft Excel

- Common data analysis tool
- Many R packages to interact with Excel
- readxl - Hadley Wickham

Typical Structure Excel Data

- Different sheets with tabular data



Capital	Population
New York	16044000
Berlin	3433695
Madrid	3010492
Stockholm	1683713

year_1990

	Population
	17800000
	3382169
Madrid	2938723
Stockholm	1942362

year 2000

readxl

- `excel_sheets()`
 - list different sheets
- `read_excel()`
 - actually import data into R

```
install.packages("readxl")  
library(readxl)
```

excel_sheets()

```
dir()
```

```
"cities.xlsx" "the_rest_is_secret.txt"
```

```
excel_sheets("cities.xlsx")
```

```
"year_1990" "year_2000"
```

read_excel()

```
read_excel("cities.xlsx")
```

```
# A tibble: 4 × 2
  Capital Population
  <chr>         <dbl>
1 New York    16044000
2 Berlin      3433695
3 Madrid      3010492
4 Stockholm   1683713
```

```
read_excel("cities.xlsx", sheet = 2)
read_excel("cities.xlsx", sheet = "year_2000")
```

```
# A tibble: 4 × 2
  Capital Population
  <chr>         <dbl>
1 New York    17800000
2 Berlin      3382169
3 Madrid      2938723
4 Stockholm   1942362
```

Let's practice!

INTRODUCTION TO IMPORTING DATA IN R

readxl (2)


INTRODUCTION TO IMPORTING DATA IN R



Filip Schouwenaars
Instructor, DataCamp

read_excel()

```
read_excel(path, sheet = 1,  
           col_names = TRUE,  
           col_types = NULL,  
           skip = 0)
```



Capital	Population
New York	16044000
Berlin	3433695
Madrid	3010492
Stockholm	1683713

	Population
	17800000
Denmark	3382169
Madrid	2938723
Stockholm	1942362

year_1990

year_2000

read_excel() - col_names

```
read_excel(path, sheet = 1,  
           col_names = TRUE,  
           col_types = NULL,  
           skip = 0)
```

- `col_names = FALSE`: R assigns names itself
- `col_names = character vector`: manually specify

read_excel() - col_types

```
read_excel(path, sheet = 1,  
           col_names = TRUE,  
           col_types = NULL,  
           skip = 0)
```

```
read_excel("cities.xlsx", col_types = c("text", "text"))
```

```
# A tibble: 4 × 2  
  Capital Population  
  <chr>      <chr>  
1 New York  16044000  
2 Berlin   3433695  
3 Madrid   3010492  
4 Stockholm 1683713
```

read_excel() - col_types

```
read_excel(path, sheet = 1,  
           col_names = TRUE,  
           col_types = NULL,  
           skip = 0)`
```

```
read_excel("cities.xlsx",  
           col_types = c("text", "blank"))
```

```
# A tibble: 4 × 1  
  Capital  
  <chr>  
1 New York  
2 Berlin  
3 Madrid  
4 Stockholm
```

read_excel() - skip

```
read_excel(path, sheet = 1,  
           col_names = TRUE,  
           col_types = NULL,  
           skip = 0)
```

```
read_excel("cities.xlsx",  
           col_names = c("Capital", "Population"),  
           skip = 2)
```

```
# A tibble: 3 × 2  
  Capital Population  
  <chr>      <dbl>  
1 Berlin    3433695  
2 Madrid    3010492  
3 Stockholm 1683713
```

- n_max not (yet) available

Wrap-up

- `excel_sheets()`
- `read_excel()`
- Everything you need!
- Fast
- Same arguments as in `readr` package
- Consistency

Let's practice!

INTRODUCTION TO IMPORTING DATA IN R

gdata

INTRODUCTION TO IMPORTING DATA IN R



Filip Schouwenaars
Instructor, DataCamp

gdata

- Gregory Warnes
- Entire suite of tools for data manipulation
- Supercharges basic R
- `read.xls()`
- Support for XLS
- Support for XLSX with additional driver
- No `readxl::excel_sheets()` equivalent

gdata

XLS $\xrightarrow{\text{Perl}}$ CSV

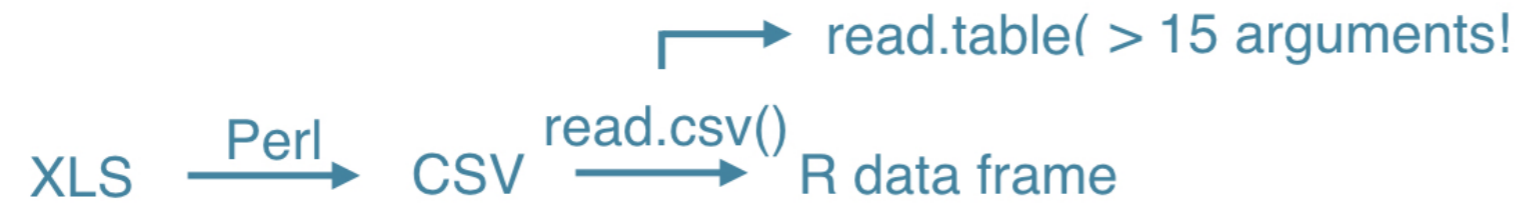
gdata

XLS $\xrightarrow{\text{Perl}}$ CSV $\xrightarrow{\text{read.csv()}}$ R data frame

gdata




gdata



- Elegant extension of utils package
- Easy if familiar with utils
- Extremely inefficient
- readxl < v1.x

cities.xls



Capital	Population
New York	16044000
Berlin	3433695
Madrid	3010492
Stockholm	1683713

	Population
	17800000
	3382169
Madrid	2938723
Stockholm	1942362

year_1990

year_2000

read.xls()

```
install.packages("gdata")  
library(gdata)
```

```
read.xls("cities.xls")
```

```
  Capital Population  
1 New York  16044000  
2   Berlin   3433695  
3   Madrid   3010492  
4 Stockholm  1683713
```

```
read.xls("cities.xls", sheet = "year_2000")
```

```
  Capital Population  
1 New York  17800000  
2   Berlin   3382169  
3   Madrid   2938723  
4 Stockholm  1942362
```

Let's practice!

INTRODUCTION TO IMPORTING DATA IN R